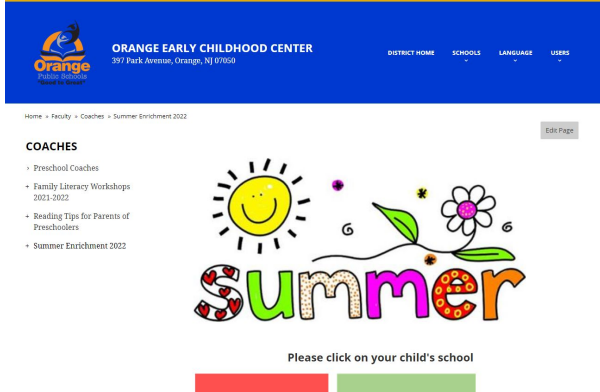


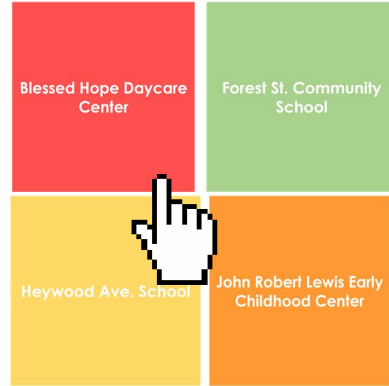
Instrucciones para el enriquecimiento de verano

Para acceder al paquete:

1. Ir a la página web de las entrenadoras:
(<https://www.orange.k12.nj.us/Page/26382>)



2. Haga clic en la escuela actual de su peque (año 2021-2022):



3. Seleccione el paquete apropiado (que van a kindergarten o regresan a pre k):

Students going to Kindergarten/ **Estudiantes que van a Kindergarten/**

English Summer Packet

Paquete de verano en español

Pake ete kreyol ayisyen

ó

Students returning to PreK/ **Estudiantes que regresan a PreK/**

English Summer Packet

Paquete de verano en español

Pake ete kreyol ayisyen

Para enviar el trabajo de su peque:

1. Tome fotos de su peque haciendo algunas actividades cada semana.
2. Use el formulario de Google (código QR) para cargar las fotos de su peque **todas las semanas**. (El enlace también está en el sitio web de las entrenadoras).

Cada semana, del 27 de junio al 19 de agosto, haga algunas actividades del Paquete de enriquecimiento de verano (abajo). Luego, cada viernes/sábado, envíe fotos de su hijo haciendo el trabajo usando este formulario: <https://forms.gle/MZB8H6SWMC9vTdXo9>

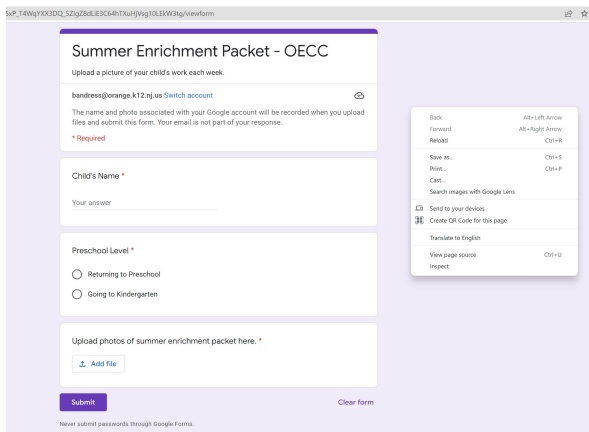


* Los formularios se cerrarán el viernes 19 de agosto.

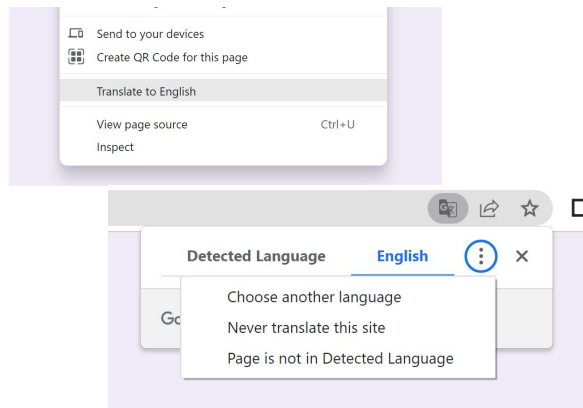
Instrucciones para traducir el formulario de Google

En una computadora:

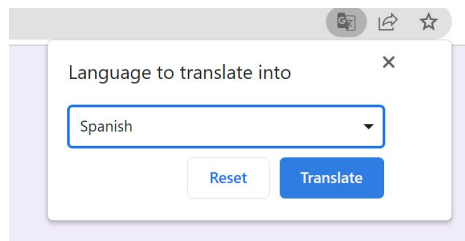
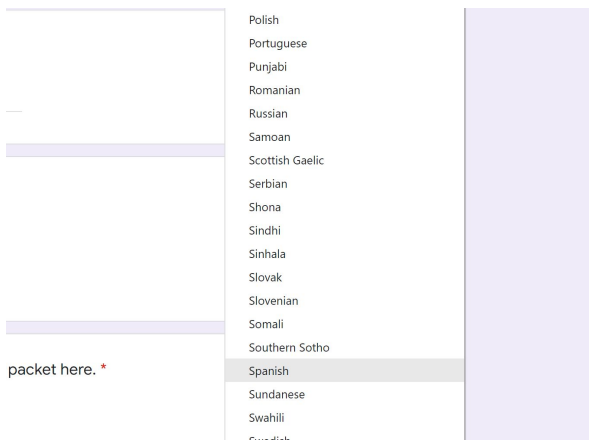
1. Abra el enlace del formulario y haga clic derecho en cualquier parte:



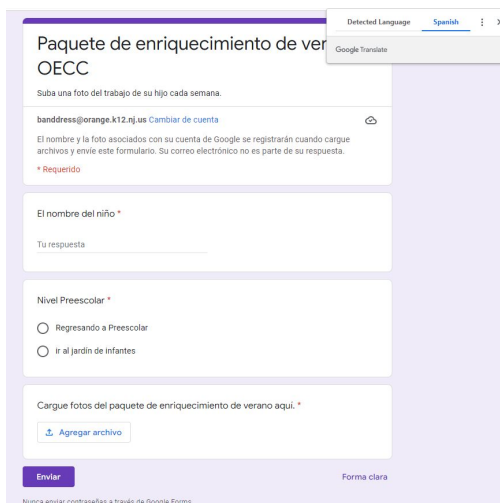
2. Haga clic en "Translate English." En la esquina derecha presione los 3 puntos y escoja "Choose another language."



3. Escoja "Spanish," y haga clic en "Translate"



Dependiendo del tipo de celular que tenga, al abrir el formulario, tiene que buscar los 3 puntos o un menú, en donde le dara la opcion de "translate"

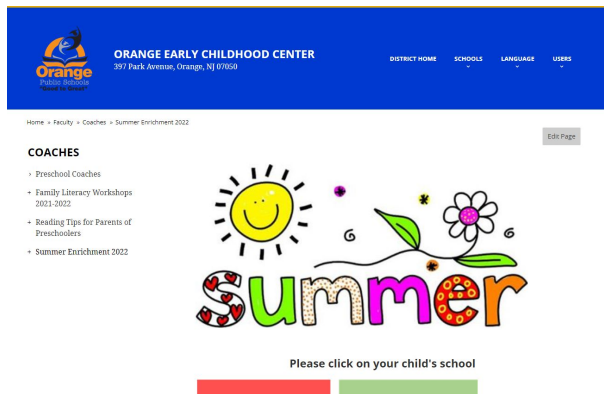


Enstriksyon anrichisman pandan ete

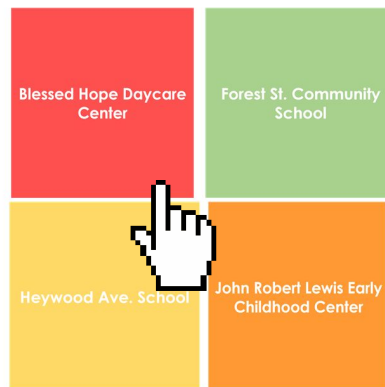
Pou jwenn aksès nan pake a:

1. Ale sou sit entènèt siperviso yo:

(<https://www.orange.k12.nj.us/Page/26382>)



2. Klike sou lekòl pitit ou a kounye a (ane 2021-2022):



3. Chwazi pake ki apwopriye pou ou a (ale nan Kindergarten ou bien PreK):

Students going to Kindergarten/ **Estudiantes que van a Kindergarten/** **Elèv ki pral nan jadendanfan:**

English Summer Packet

Paquete de verano en español

Pake ete kreyol ayisyen

OSWA

Students returning to PreK/ **Estudiantes que regresan a PreK/** **Elèv k ap retounen nan PreK:**

English Summer Packet

Paquete de verano en español

Pake ete kreyol ayisyen

Pou soumèt travay pitit ou a:

1. Pran foto pitit ou a pandan lap fè kèk aktivite chak semèn.
2. Sèvi ak Fòm Google (QR Code) pou kaptire foto pitit ou a chak semèn. (link la nan sit entènèt siperviso yo)

Chak semèn, soti 27 jen rive 19 out, fè kèk aktivite nan Pake Anrichisman Ete a (pi ba a). Apre sa, chak vandredi/samdi, voye foto pitit ou a k ap fè travay la lè l sèvi avèk fòm sa a:

<https://forms.gle/MZB8H6SWMC9vTdXo9>

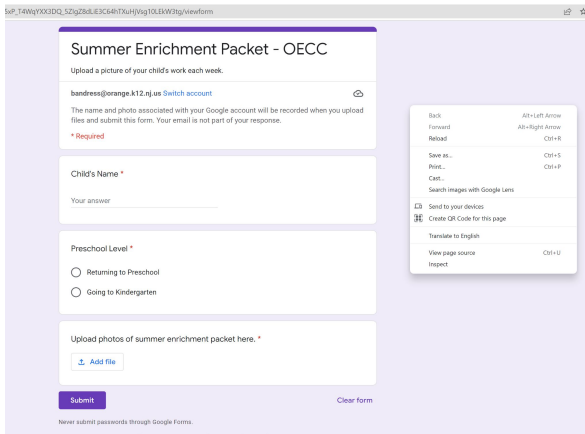


* Fòm yo pral fèmen vandredi 19 out

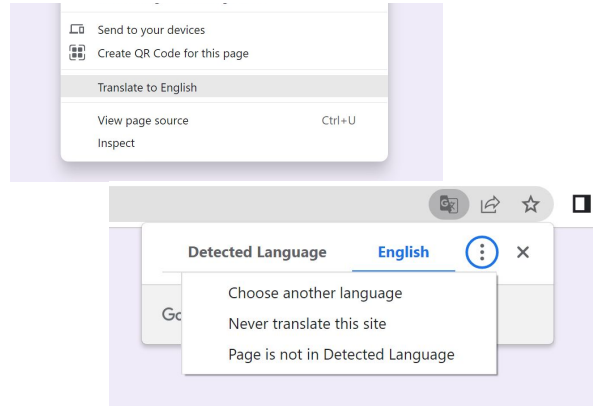
Enstriksyon pou tradui fòm Google la

Nan yon òdinatè:

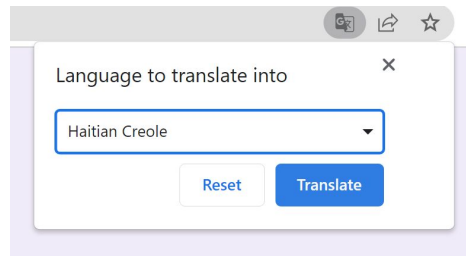
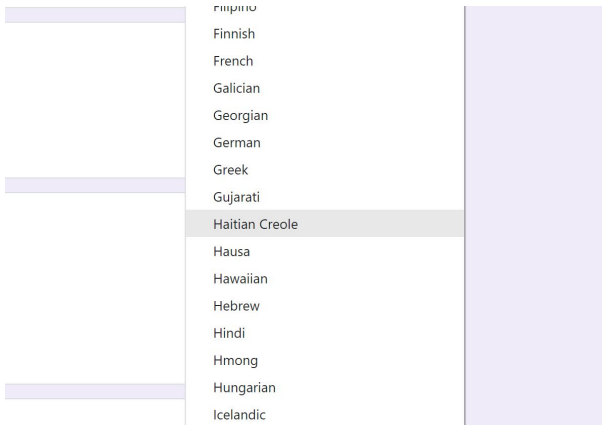
1. Louvri lyen fòm lan epi klike sou dwa nenpòt kote:



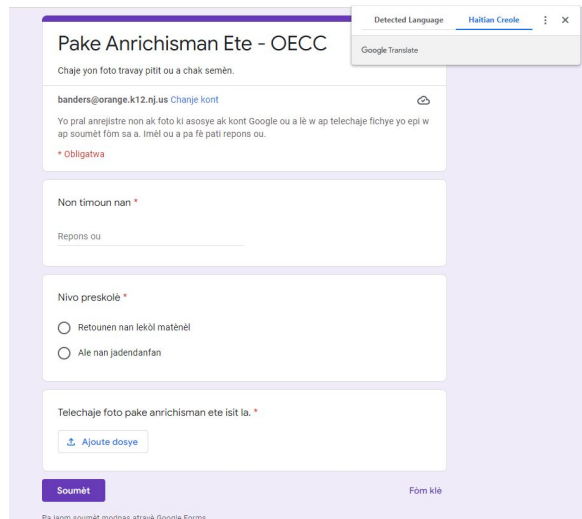
2. Klike sou "Tradui Angle." Nan kwen dwat la peze 3 pwen yo epi chwazi "Chwazi yon lòt lang."



3. Chwazi "Kreyòl ayisyen," epi klike sou "Tradwi"



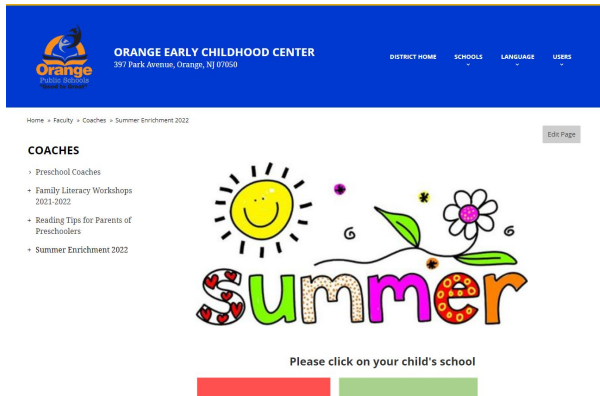
Tou depan de kalite telefòn selilè ou genyen, lè ou ouvri fòm lan, fòk ou chèche 3 pwen yo oswa yon meni, kote l ap ba ou opsyon pou "tradui"



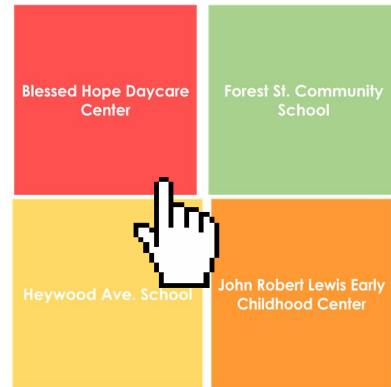
Summer Enrichment Steps

To Access the Packet:

1. Go to the coaches' websites:
(<https://www.orange.k12.nj.us/Page/26382>)



2. Click on your child's current school
(2021-2022):



3. Select the appropriate packet (going to Kindergarten or Returning to PreK):

Students going to Kindergarten/

English Summer Packet

Paquete de verano en español

Pake ete kreyol ayisyen

or

Students returning to PreK/ **Estu**

English Summer Packet

Paquete de verano en español


Pake ete kreyol ayisyen

To submit your child's work:

1. Take pictures of your child doing some activities each week.
2. Use the Google Form (QR Code) to upload your child's pictures every week.
(The link is also in the coaches' website)

Each week, from June 27th to August 19th, do a few activities from the Summer Enrichment Packet (below). Then, each Friday/Saturday, submit pictures of your child doing the work using this form:

<https://forms.gle/hxE34umYjQVyztpo8>



* Forms will Close on Friday, August 19th